Product Description
製品説明

Number 品番	DS-664	**Type 種類**	Push Switch 押釦スイッチ
Circuit 回路	SPST (2P)	**Operation 機能**	See detail column 詳細欄参照
Rating 定格	1A.125V.AC	**Terminal 端子**	See detail column 詳細欄参照
Insulation resistance 絶縁抵抗	DC.500V/100MΩ or more	**Voltage breakdown 耐電圧**	AC.1,000V/min
Contact resistance 接触抵抗	20mΩ or less	**Standard 規格**	

Photo 写真

Dimensions 寸法図

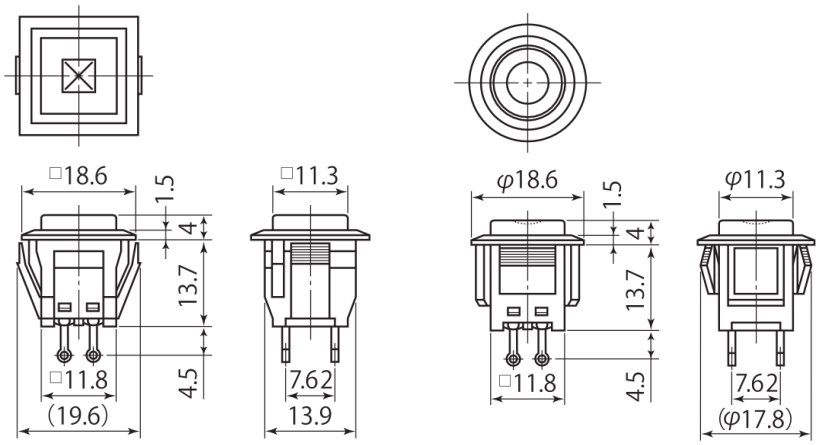

DS-664K-S

DS-664C-S

Mounting Hole 取付穴参考寸法

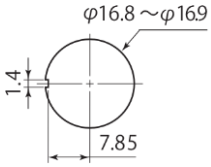

DS-664K-C,DS-664L-C
(Round body)
DS-664K-C,DS-664L-C
(丸形本体)

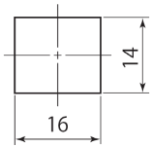

DS-664K-S,DS-664L-S
(Rectangular body)
DS-664K-S,DS-664L-S
(角形本体)

Details 詳細

Snap-in mounting, non-locking, rubber click switch.
照光式(LED)、ロック・ノンロックが選べるスイッチです。

The part numbers are DS-664-①-②-③-④-⑤-⑥ with the following symbols in each number.
品番はDS-664-①-②-③-④-⑤-⑥ の各番号に下記の記号が入ります。

① Appearance Shape ① 動作機能		② Button shape ② 釦形状		③ Built-in LED ③ LED		④ Terminal shape ④ 端子形状		⑤ Body color ⑤ 本体色		⑥ Button color ⑥ 釦の色	
OFF-ON Locking type (alternate)	K	Round shape 丸形状	C	Built-in あり	L	Solder terminal はんだ端子	S	Body color Black 本体色 黒	K	LED Red	TR
OFF-(ON) Non-locking type (momentary)	L	Square shape 角形状	S	Without なし	N	PC terminal 端子	PC			LED Green	TG
										LED Yellow	TY
										LED なし	R
											K
											W

Electrical characteristics of built-in LED (If=20[mA])
内蔵するLEDの電気特性 (If=20[mA])

LED	Vf[V]	Iv[mcd]	λP[mcd]
Red	1.7	typ.8	typ.660
Green	2.1	typ.8	typ.570
Yellow	2.1	typ.4	typ.555